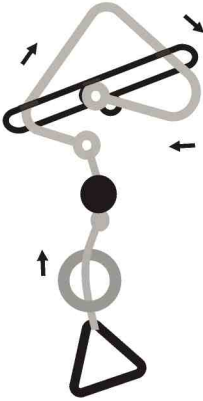


**The Anomaly**  
**Objective - Remove the ring**  
**L'objectif - Enlever l'anneau**

Easiest / Facile 5 6 7 8 9 10 Hardest / Difficile

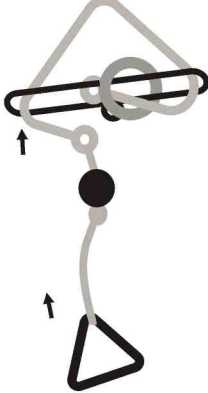
*The Anomaly Solution / La solution pour "The Anomaly"*

**Step 1**



- ✦ Move the ring along the string through the oblong shape and around the wire frame.
- ✦ *Faire passer l'anneau le long de la ficelle à travers la forme oblongue et autour du cadre en métal.*

**Step 2**



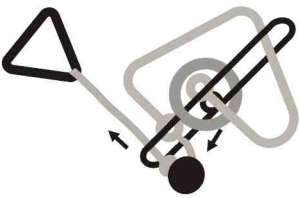
- ✦ Move the triangle up and through the oblong shape.
- ✦ *Faire monter le triangle et le faire passer à travers la forme oblongue.*

**Step 3**




- ✦ The puzzle should look like this.
- ✦ *Voici à quoi le casse-tête devrait ressembler.*

**Step 4**



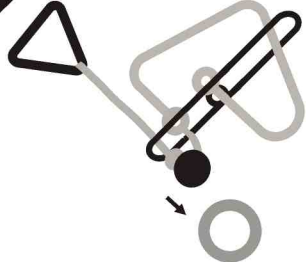
- ✦ Move the ring around the end of the frame and above the bead.
- ✦ *Faire passer l'anneau autour du bout du cadre et au-dessus de la perle.*

**Step 5**

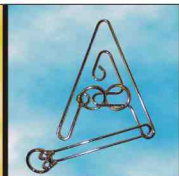
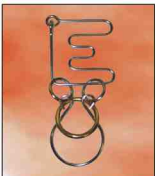


- ✦ Move the ring down through the oblong shape.
- ✦ *Faire glisser l'anneau à travers la forme oblongue.*

**Step 6**



- ✦ You should be free!
- ✦ *Vous devriez être libre!*



**CLICK HERE** to see more brain teasers!