




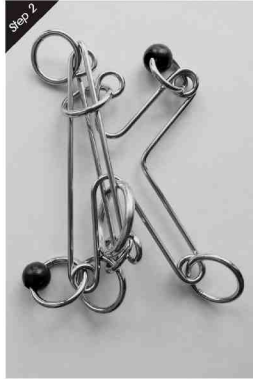
Blue Knight

Objective - Remove the ring
L'objectif - Enlever l'anneau





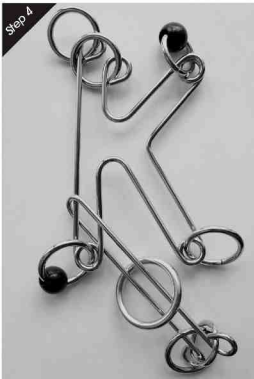
Easiest / Facile 5 6 7 8 **9** 10 Hardest / Difficile

Blue Knight Solution/La solution pour "Blue Knight"




- ✦ Move handle through second from top ring.
- ✦ Déplacer la poignée à travers l'anneau qui est le deuxième du haut.

- ✦ Slide handle over top ring.
- ✦ Glisser la poignée au-dessus de l'anneau supérieur.



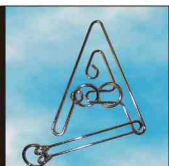
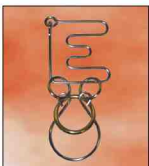
- ✦ Slide handle over bottom right ring.
- ✦ Glisser la poignée au-dessus de l'anneau droite inférieur.

- ✦ Slide handle over top left rings.
- ✦ Glisser la poignée au-dessus des anneaux gauches supérieurs.



- ✦ Slide the ring on the handle over the top right of puzzle.
- ✦ Glisser l'anneau sur la poignée au-dessus de la partie droite supérieure du jeu.

- ✦ Slide ring through handle and off the puzzle.
- ✦ Glisser l'anneau à travers la poignée et enlever le du jeu.



CLICK HERE to see more brain teasers!